

Reading i-Learner User Guide



Tel: 3113 8815
email: enquiry@i-learner.com.hk

i-Learner
Nebula Group Ltd. 2005
All rights reserved



Welcome to the World of Reading i-Learner!

This i-Learner Guide will direct you through the magical world of Reading i-Learner. You will learn to utilise the thoughtful design of Reading i-Learner. You will, step by step, move towards becoming a Master Reader!

- ## Features
- Read, listen, speak and write: you can practise all aspects of your English each day.
 - All texts are graded and grouped under twelve common themes. They are sourced from local English newspapers, nursery rhymes, poems, excerpts from classics and bestsellers, etc.
 - "A wide variety of Comprehensive exercises" are provided daily. These cover comprehension, analysis, vocabulary, listening, grammar and oral practice.
 - A coin accumulation system and a buddy progression scheme provide the motivation to excel: with more coins earned, you and your learning buddy will grow from a novice reader towards being a master reader! It is not an easy journey, but it is challenging and rewarding!
 - Interesting language games and "snack activities" will make your learning pleasurable.
 - Your learning buddy will accompany you during your practice, giving you encouragement and applauding your successes.

1. Start Reading i-Learner

Enter <http://www.i-learner.com.hk/>. Double-click 'Reading i-Learner' - make sure your speakers are turned on as you have already be in the magical world of Reading i-Learner.



2. Login

Now you start your journey. Enter your login name and password. Press 'Login'. The book opens for you.



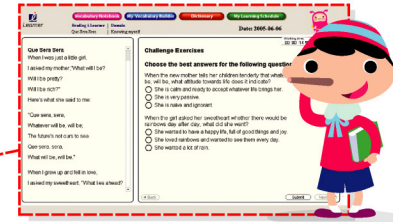
7. Immediate Feedback

Once you have completed a section of exercises, you will be able to see them get marked and the correct answers. After you have completed all exercises, you will see your score and the time you have taken straightaway.



8. Challenge Exercises

Do you want to get extra marks and extra coins, or would you like to learn more and challenge yourself? You have the chance - just choose to do the challenge exercises!



14. Snack Activities

Don't forget our delicious snacks. They include idioms, proverbs, jokes, tongue twisters, IQ questions, riddles, reading skills, useful links, etc. They will bring you a lot of fun and through them you will probably start to love English.



3. Today's Highlight

You will see a summary page after having logged in. The page contains the Top Reader chart, your accumulated coins, links to message from your teacher, news of the Students' Kingdom and snack activities. When you are ready for the day's tour. Click 'Start Reading'

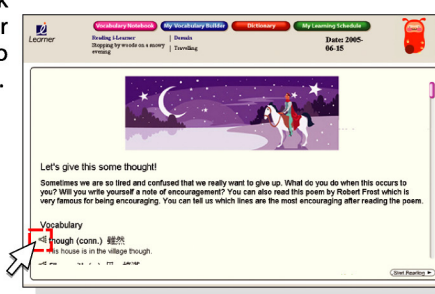


When you are ready, click 'Start Reading'.



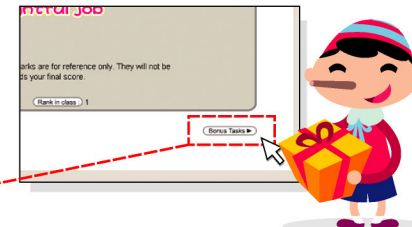
4. Pre-reading Activities

The pre-reading activities are intended as preparation so that you can better understand the reading text. They include vocabulary and questions about the theme and the topic of the text. Learn the vocabulary by heart. Choose those words you think you may want to review or refer to later and add them to your 'My Vocabulary Builder'.



9. Bonus Tasks

Want to know more about the topic? Then complete the bonus tasks at the end of each day's exercises. They are interesting and intellectually stimulating. And if you send your masterpiece to i-Learner and it beats other submissions, your work will be published on our website at www.gotoschool.com.hk and you will receive a gift.



10. Game Day

Each Friday, you can play an interesting English game. There are three different speeds for you to choose from. If you do not want your buddy to lose to the computer, try hard to win!



15. Link to Dictionary

Click 'Dictionary' to look up the difficult words met while reading in the English to English or English to Chinese dictionaries.



16. Vocabulary Notebook and My Vocabulary Builder

Acquiring a rich vocabulary is one of the keys to learning English well.

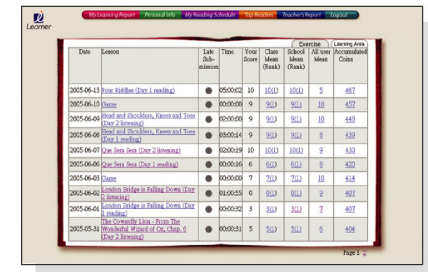
The vocabulary for each text is in the 'Vocabulary Notebook'. You can save those words you may want to review or refer to later and save them in your 'My Vocabulary Builder'.

You can review and even generate a random list of words from your 'My Vocabulary Builder' to test how well you memorise them.

17. My Learning Report

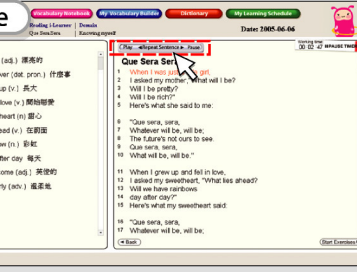
You can check your scores, ranking and time taken for each text in the past two weeks.

You can also click to review these texts or redo their exercises - though the marks will not be counted, still, it is a good chance to learn more, isn't it?



5. The Reading Text

Now, you see the text! Read it! Don't forget to turn on your speakers and listen to how the i-teacher reads the text. This will help you understand the text more easily, and by reading after her or him you will soon pick up a good British accent.

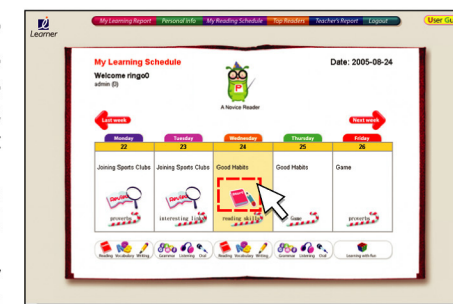


11. My Reading Schedule

'My Reading Schedule' shows you titles of the texts you will read for the week and also the topics you have read in the past weeks.

Click the "review" button to reread the passages and redo their exercises.

It also links to the daily snacks - they will bring you the tricks and fun of English.



Monday & Wednesday: Reading, writing, vocabulary
Tuesday & Thursday: Grammar, listening and oral
Friday: Game

18. Top Readers

You can see who the top ten readers were yesterday, which ten readers accumulated most coins in the past week, past month, and overall, in your class, in your school, and among all users.

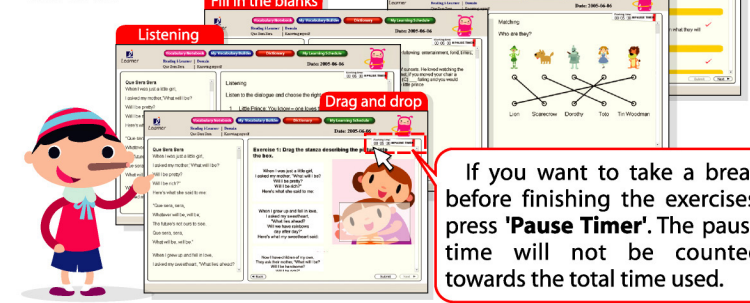
If you were not among the top readers yesterday, try harder today and try harder in the coming week and month. The places are there for you to reach!

Certificates and prizes will be awarded to the top three scorers overall and to the students making most progress, in a school term.



6. A Wide Variety of Exercises

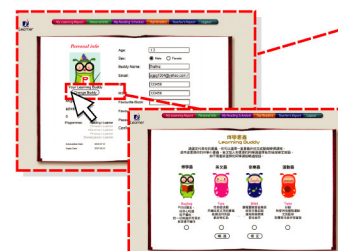
When you finish reading the text, start to enjoy the carefully designed exercises.



If you want to take a break before finishing the exercises, press 'Pause Timer'. The pause time will not be counted towards the total time used.

12. You and Your Buddies

The first time you login, don't forget to click 'Personal Info' to choose a buddy to share your success and brighten your setbacks.



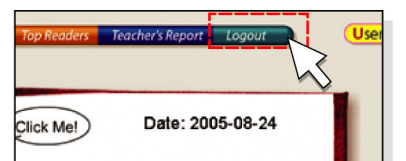
13. Learning Progress and Learning Buddies

With more coins earned, you and your learning buddy will grow from a novice reader towards being a master reader.



19. Logout

Click 'Logout' when you have finished your work. We'll see you tomorrow - don't forget to read more and speak more even when you are not in the world of Reading i-Learner - reading and speaking in English, of course!



We look forward to your valuable comments and suggestions.

20. Questions? Comments?

If you have any questions or comments, please call us at 31138815 or email us at customer@i-learner.com.hk.



智學者 i-Learner 智愛閱讀指南

電話: 3113 8815
電郵: enquiry@i-learner.com.hk

i-Learner
Nebula Group Ltd. 2005
All rights reserved



歡迎你來到智愛閱讀英語網站！
這份智愛英語閱讀者指南，將會引領你進入 Reading i-Learner 的世界，幫助你有效地使用 Reading i-Learner 學習英文，成為英文的閱讀大師。

我們的特點

- 聽、講、讀、寫：每天都和英文交朋友。
- 文章包括十二個日常主題，選自本地英文報章、童話、詩歌、文學作品選段等。
- 全面和多種類型的練習：閱讀、詞彙、聆聽、文法和口語。
- 積分升級為學生提供學習動力：準時交練習，答題準確，多做挑戰題，可以獲得更多積分，你和伴讀書蟲就可以由入門讀者逐級升到閱讀專家，以至閱讀大師！
- 有趣的網上遊戲和每日英文甜點。
- 自選伴讀書蟲，陪伴做練習，給予鼓勵，一起成長。

1. 開始 (Start Reading i-Learner)
進入「智好學計劃」網站
<http://www.i-learner.com.hk>，選擇「智愛閱讀英語計劃」。




2. 登入 (Login)
輸入個人登入名稱和密碼，按 'login'。



7. 成績單 (Score Card)
每完成一個部份的練習，電腦會馬上為你批改並顯示正確答案。完成所有練習後，電腦會馬上告訴你所得分數，和所用的時間。



8. 挑戰題 (Challenge Exercises)
要累積更多分數，更快升級，又想挑戰自己的實力，那你一定要試試挑戰題目！



14. 每日英文甜點 (Snack Activities)
有趣的英文甜點，包括：諺語、笑話、急口令、謎語、閱讀貼士、網上資源等等。你會發現許多學英文的小樂趣！




3. 今天要訊 (Today's Highlight)

成功登入後，你會見到今日要訊。裡面有 Top Readers 排行榜、你的累積分數、老師訊息、學生國資訊等。我們也為你準備了不少英文甜點。看完這些要訊，按開始閱讀 ('Start Reading')，就可以開始今天的閱讀之旅。



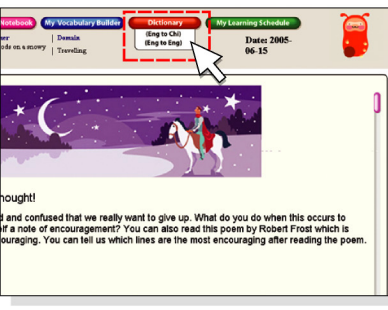
9. 獎勵練習 (Bonus Tasks)

你還想多了解所讀的題目嗎？那麼就要做有趣且多元化的獎勵練習。如果你把大作寄回給 i-Learner，不但有機會在 www.gotoschool.com.hk 網站發表的機會，還可以獲得豐富的獎品呢！



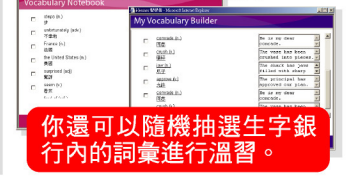
15. 網上字典

按一下 'Dictionary' 便可以輕鬆地知道生字的解釋和讀音了！



16. 生字簿和生字銀行 (Vocabulary Notebook and My Vocabulary Builder)

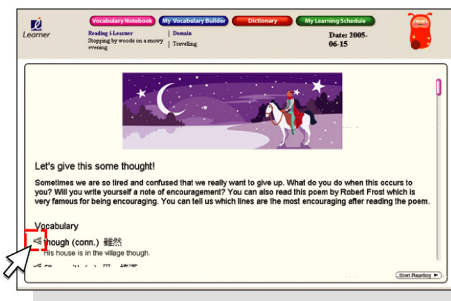
每篇文章都有自己的生字簿 ('Vocabulary NoteBook')。快把裡面的生字加入你的生字銀行 ('My Vocabulary Builder')！積少成多，成為英文生字富翁！



你還可以隨機抽選生字銀行內的詞彙進行溫習。

4. 閱讀前熱身 (Pre-reading Activities)

每篇文章都有閱讀前熱身活動。你可以學習一些重要的閱讀技巧，包括思考文章的主題和題目預示的文章內容。接著你可以先認識一下會在文章出現的詞彙，為閱讀做好準備。每個詞彙都有讀音示範。



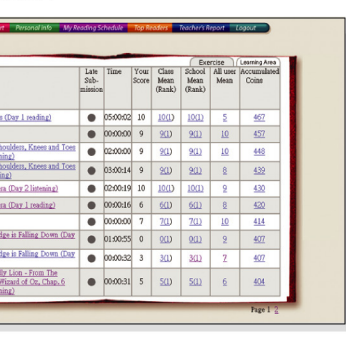
10. 遊戲日 (Game)

逢星期五，你便可以玩一個有趣的英文遊戲，和電腦比賽英文知識(有三種速度可供選擇，不同速度有不同獎分)。不想輸給電腦，那便要努力啊！



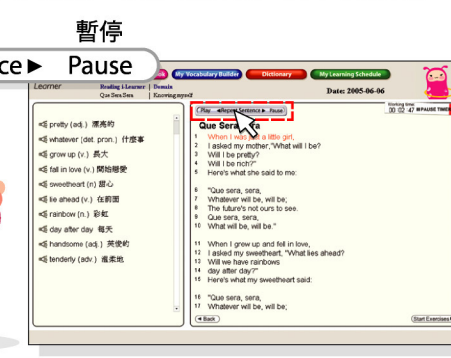
17. 我的成績表 (My Learning Report)

你可以隨時查閱自己兩個星期內各個練習的得分、排名及所用的時間，還可以重讀這些文章和重做它們的練習。



5. 文章 (The Reading Text)

每篇文章都配有標準英國口音誦讀，你還可以全篇、逐句不斷重聽。



11. 學習時間表 (My Reading Schedule)

學習時間表可以讓你預覽一週和回顧過去的文章和練習，以及嚐嚐每日甜點。



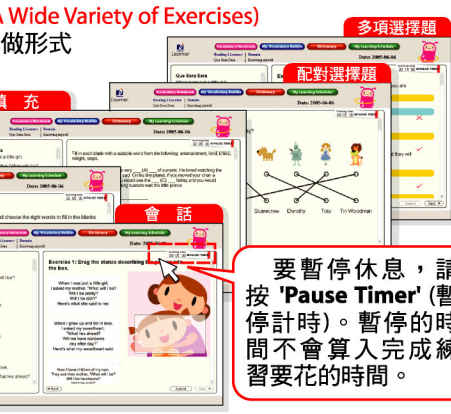
18. 書蟲榜 (Top Readers)

書蟲榜讓你知悉那些同學的成績最好(分所有用者、全校和全班)。今天上不了榜，不要緊，明天再來！書蟲榜有累積的總分，也有每天和每月的排名，什麼時候都可以發力，登上榜首！



6. 各種不同類型的練習 (A Wide Variety of Exercises)

閱讀文章後，就可以開始做形式多樣且有趣的練習了！



12. 自選伴讀書蟲 (Learning Buddies)

按 'Personal Info' 的連結，你可以選取屬於自己的伴讀書蟲；書蟲會在你的成績表出現，給予你鼓勵。



13. 學習進度與伴讀書蟲 (Learning Progress and Learning Buddies)

隨著你的分數不斷累積，你的伴讀書蟲也會逐步成長，最終成為閱讀大師！



19. 登入

按 'Logout' 便可登出。



20. 有問題？有意見？

如果你有任何問題、意見或建議，請致電 3113 8815 或者電郵到 customer@i-learner.com.hk。我們很期待你的建議和寶貴意見！

